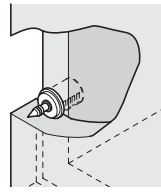


MORTICE TYPE MAGNETIC CATCHES

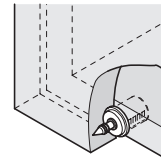
For morticed installation in cabinet face edges.

- > Press-fit or glued
- > Suitable for butt closing doors

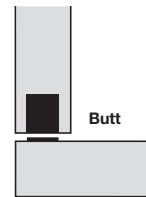
These magnetic catches can be installed ...



... in the face edge of the cabinet side panel ...

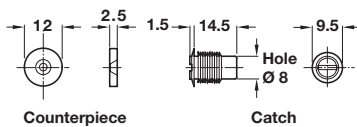


... or cupboard shelf



Butt

Magnetic catch, mortice type



Counterpiece

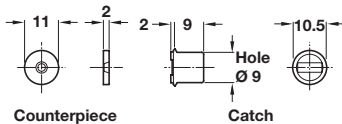
Catch

- > Catch: Fixed, press-fit, mortised
- > Counterpiece: Fixed, screw fixing
- > Plastic catch and chromed steel counterpiece
- > Order qty: Multiples of 10 pcs



Pull (approx.)	2 kg
Finish	Cat. No.
Black	246.01.312

Magnetic catch, mortice type



Counterpiece

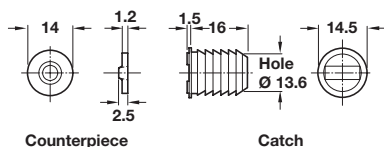
Catch

- > Catch: Fixed, glued
- > Counterpiece: Fixed, screw fixing
- > Plastic catch and chromed steel counterpiece
- > Order qty: Multiples of 10 pcs



Pull (approx.)	1.8 kg
Finish	Cat. No.
White	246.00.708
Brown	246.00.100

Magnetic catch, mortice type



Counterpiece

Catch

- > Catch: Fixed, press-fit
- > Counterpiece: Fixed, screw fixing
- > Plastic catch and chromed steel counterpiece
- > Order qty: Multiples of 10 pcs



Pull (approx.)	2.5-3.5 kg
Finish	Cat. No.
White	246.03.709
Brown	246.03.101